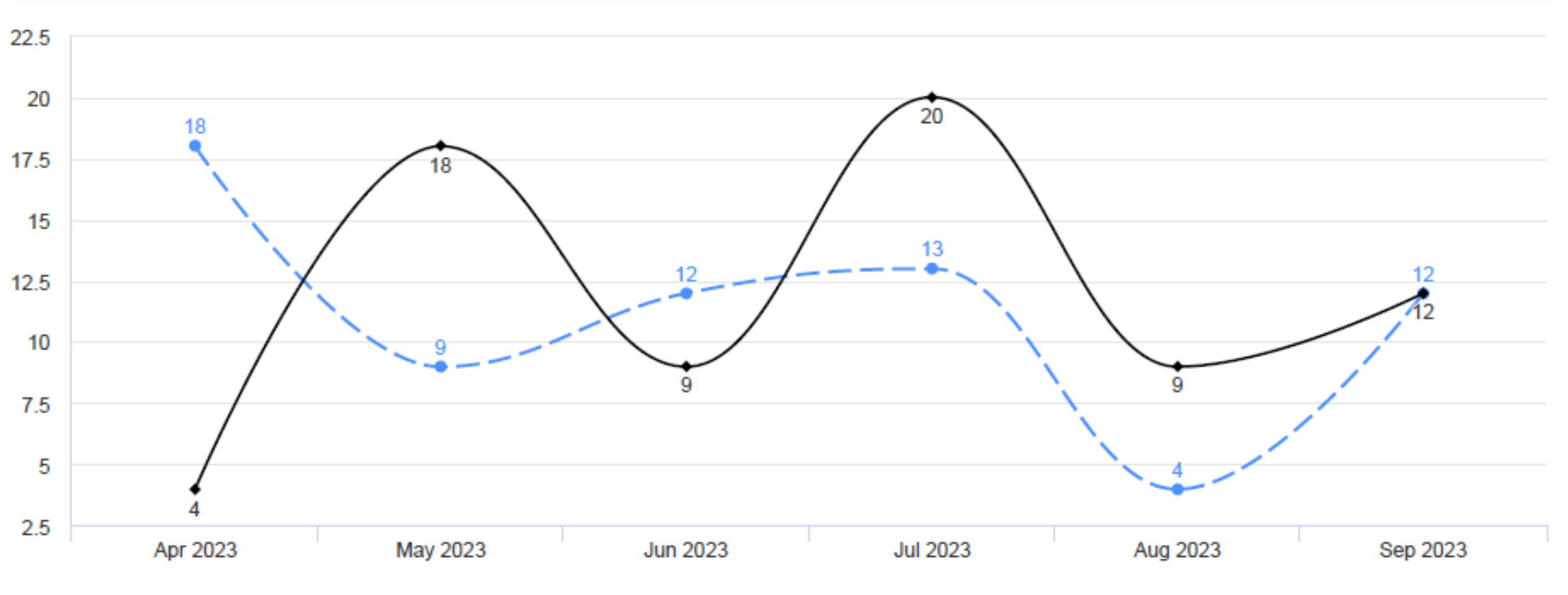


## Appendix 9 – Monitoring only Business plan objectives Quarter 2

Please note the blue line represents current performance and the black line the previous financial year 2022-23



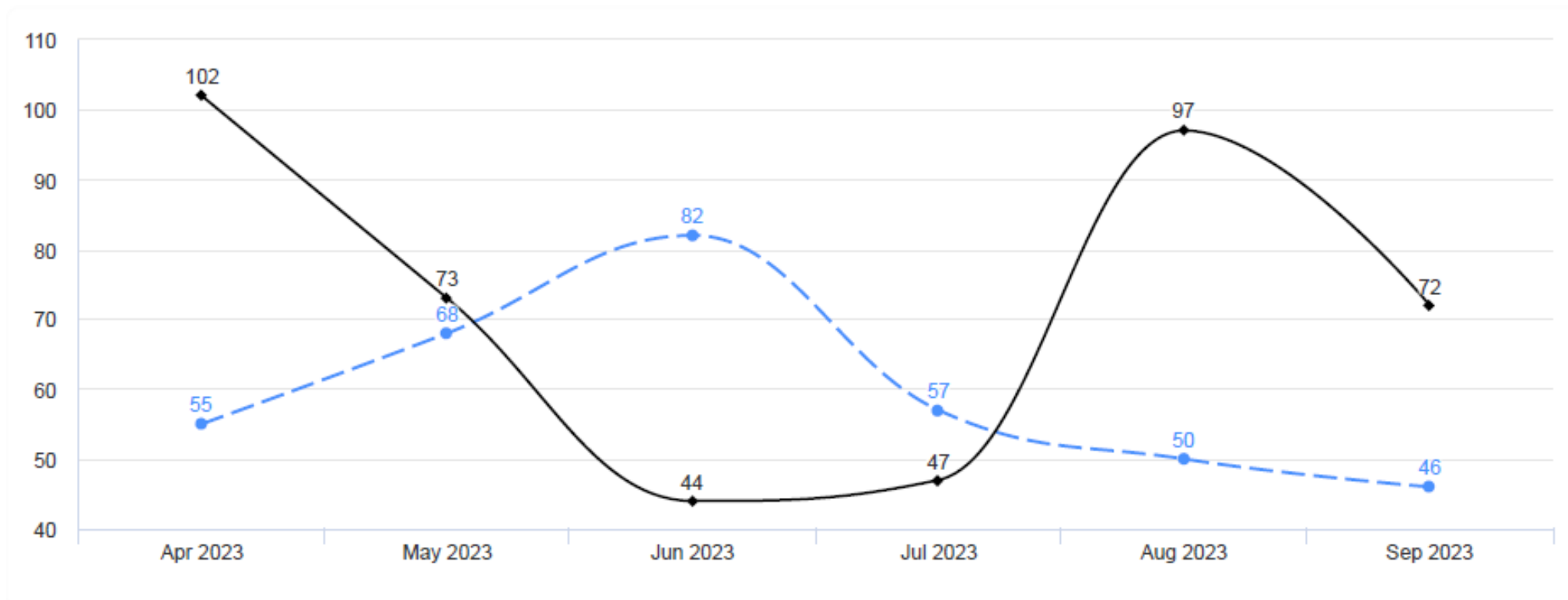
**Please note the blue line represents current performance and black line the previous financial year 2022-23**

**Objective:** Homes improved through enforcement action

**September:** 12

**Year to date:** 68

The measure shows fluctuation throughout the year, as service requests and enforcement actions are unpredictable. There have been 12 cases where enforcement action has been considered necessary and has been taken by the team. Every enforcement improves the living conditions for that resident.



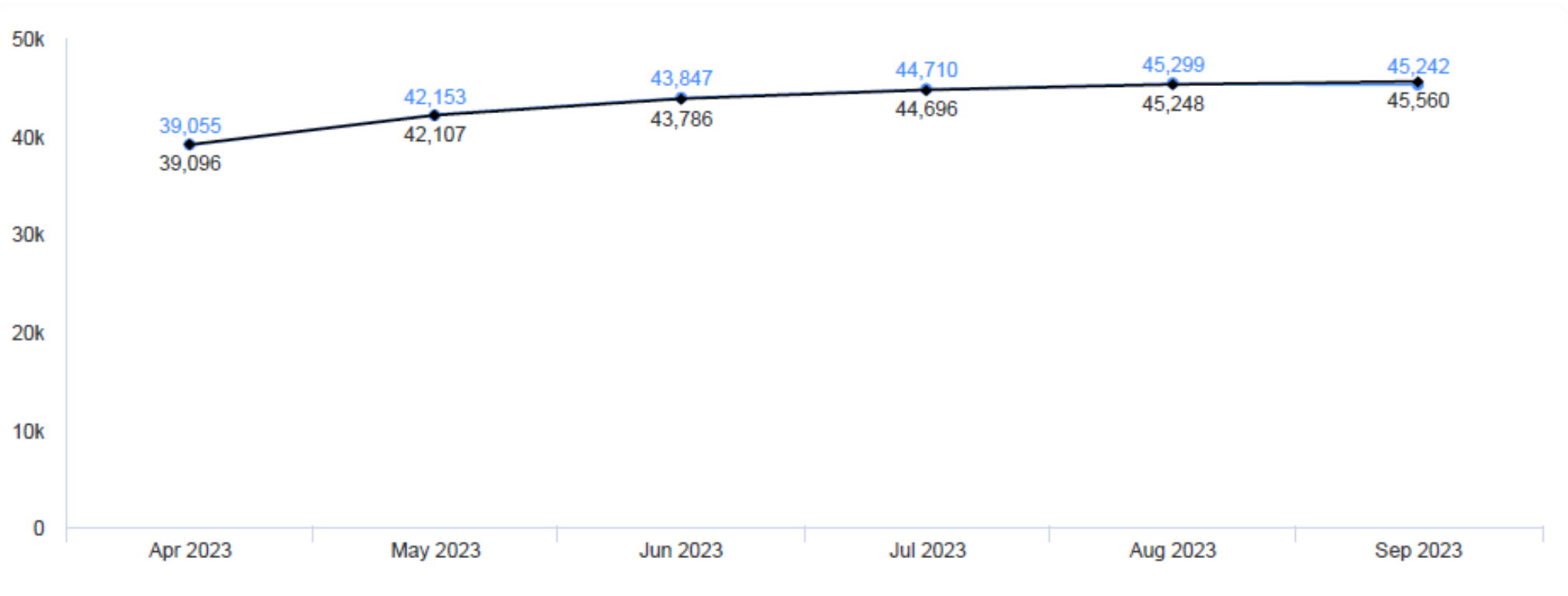
**Please note the blue line represents current performance and black line the previous financial year 2022-23**

**Objective:** Number of Housing Standards interventions

**September:** 46

**Year to date:** 358

There have been fewer requests for intervention when measured against the peak in Summer 2022, when there was greater media attention on the impact to health from damp and mold in properties. The figures track well against proactive promotional work we do to highlight to residents the help and support they could receive from the council.



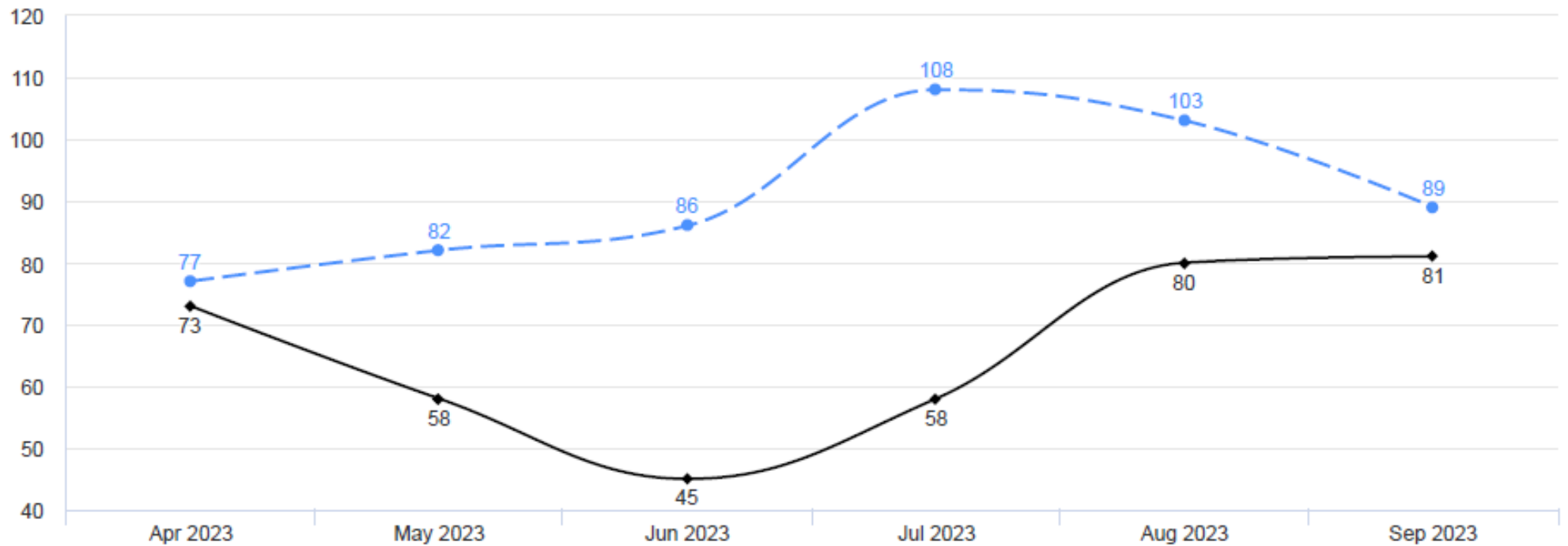
**Please note the blue line represents current performance and black line the previous financial year 2022-23**

**Objective:** Number of garden waste subscriptions

**September:** Total 45,242 (57 less new subscriptions in September)

**Year to date:** Monthly result reflects the cumulative for year to date.

The number of subscriptions is down by 318 on last year due to residents finding other ways to dispose of their garden waste. The feedback we have had from residents not subscribing this year is mixed, they have realised they didn't need the subscription, or they have found other ways of disposing of their garden waste such as composting.



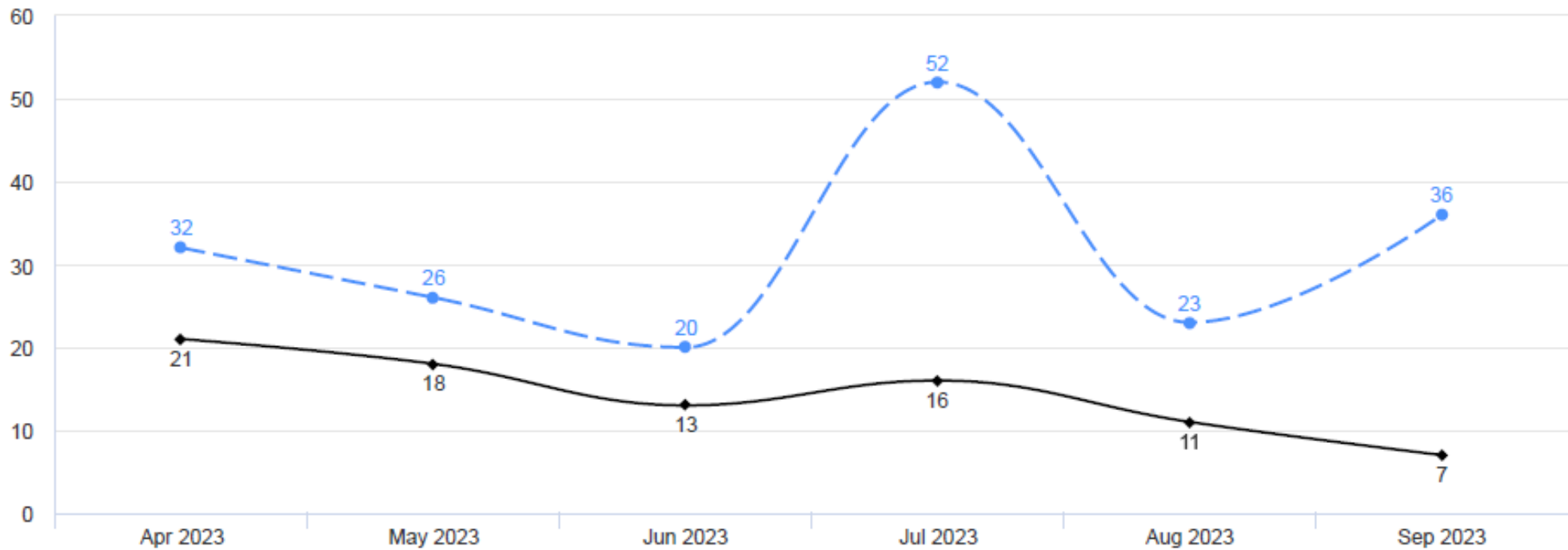
**Please note the blue line represents current performance and black line the previous financial year 2022-23**

**Objective:** Number of Illegal Fly Tips

**September:** 89

**Year to date:** 545

89 fly tips were reported in September and were investigated. Bottle and recycling bank sites are frequently fly tipped and are routinely cleared, not just in response to complaints, which may be leading to an under-reporting of fly tipping incidents. The cause/drivers behind the apparent year-on-year increase in fly tips being reported is not fully understood and the teams will continue to try and identify the causes and whether steps can be taken to address them.



**Please note the blue line represents current performance and black line the previous financial year 2022-23**

**Objective:** Number of enforcement notices issued.

**September:** 36

**Year to date:** 189

In response to the evidence found 15 warning letters were sent, 13 interviews under caution were carried out, and 8 notices, including 3 fixed penalty notices, were served for waste related offences. A trial project looking into enhanced monitoring of bottle banks is being set up to investigate the use of AI cameras to detect if fly tipping has occurred and alert the waste team to respond.

**Objective:** Number of individuals registered to YouMove

**Quarter 2:** 697

**Year to date:** 2,644

Currently we have the highest number of You Move registrations across Oxfordshire, with 697 during quarter 2, showing word about the programme is still reaching families; particularly in August we got 201 registrations which was 43% of the total registered across the County for that month. A high number of incentives were added during this period, such as 50% reduced admission and membership to Boxing, Rugby, Climbing, Canoeing, Football, Cricket and more, and free activities for families in parks and schools. This is the first year of the programme, so no benchmarking data is available yet.

**Objective:** Number of young people who participated in Youth Activator activities

**Quarter 2:** 2,387

**Year to date:** 3,627

The Youth Activators delivered a wide range of physical activity and movement opportunities, this included delivery in 28 schools with tailored activities such as early years, lunchtime, mental health and many more. During the Summer Holidays over 700 attendances were seen at free park and community sessions in targeted areas across Banbury, Bicester and Kidlington. During Quarter 2 2,387 young people participated in Youth Activators activities, 1,187 more than the same period last year.